

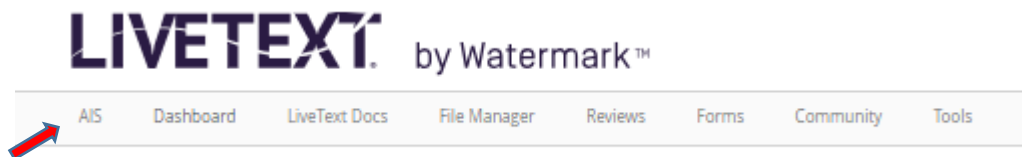
Completing Educational Program Assessments in LiveText AIS

GO TO THE LIVETEXT WEBSITE (WWW.LIVETEXT.COM)

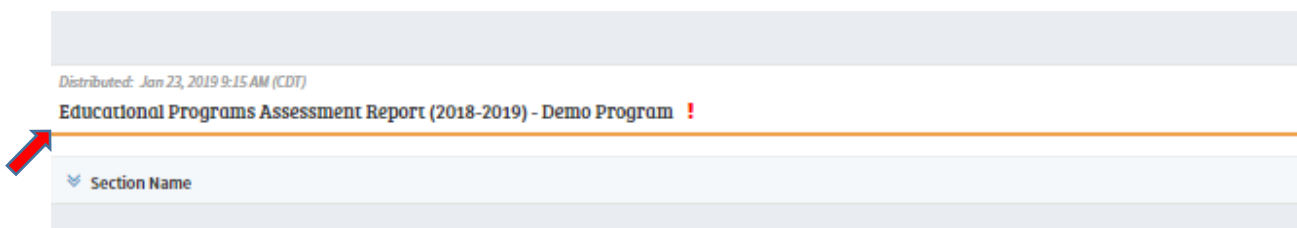
Click Login in the top, right hand corner.



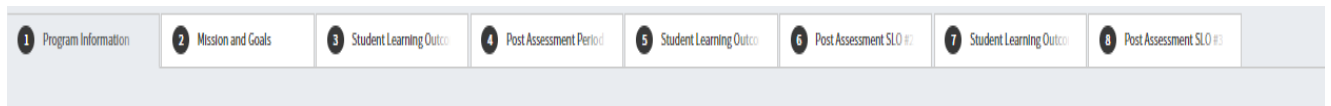
Select AIS (Assessment Insight System) from options at the top of the page.



Open an assessment report by clicking the title.



There are eight Tabs of an assessment report. All fields of each Tab must be completed in order to submit an assessment report.



TAB 1- PROGRAM INFORMATION

Provide detailed information about the department's college and leadership.

Program CIP Code

CIP (Classification of Instructional Program) codes were instated by the U.S. Department of Education as the national taxonomic standard of academic program titles for federal surveys and state reporting of institutional data. This information can be found on the National Center for Education Statistics website: <https://nces.ed.gov/ipeds/cipcode>.

Program CIP Code

50.0701

Colleges and Departments

Select the college affiliated with the program from the drop-down list.

Colleges and Departments

College of Visual & Performing Arts

Dean

Include full title details of the dean. Indicate interim status if applicable.

Dean

Dr. Lucille Zeigler, Ph.D. (Interim Dean)

Department Chair

Include full title details of the department chair. Indicate interim status if applicable.

Department Chair

Mr. Frederick Debussey

TAB 2- MISSION AND GOALS

The Institutional Mission and Academic Affairs Divisional Mission is already provided. Complete this tab with approved programmatic information.

Departmental Mission

Enter the department's mission statement here. (Reference the Institutional Effectiveness Manual for information on mission statement development.)

Departmental Mission

The mission of the Department of Visual Arts is to provide an immersive educational experience that encourages students to think critically, create and appreciate art objects, and participate in a visual arts community while recognizing art as foundational force and cultural achievement in societies around the world. To this end, students experience hands-on instruction in an array of visual arts media. Practice based studio learning is enhanced by study in art history and theory. Such educational foundations prepare graduates to make informed, meaningful contributions to the larger visual arts community at the state, regional, national and international levels.

Program Goals

The program goals should directly link to the outcomes and the departmental and University missions. It is expected that there will be more than three program goals; however, only list 3 goals for SACSCOC assessment purposes. (Reference the Institutional Effectiveness Manual for information on goals development.)

Program Goals

Program Goal #1

The department is committed to providing a student-centered program that nurtures the development of individual intellectual growth through the implementation of critical thinking skills an

Program Goal #2

The Department of Visual Arts at Alabama State University is dedicated to providing students with a basic understanding of the foundational language of visual arts.

Program Goal #3

The department employs state-of-the-art technology and maintains up-to-date equipment, facilities, so that students can learn in a safe, professional environment.

TAB 3- STUDENT LEARNING OUTCOME #1

Use the instructions below to also complete Tab 5 - Student Learning Outcome #2 and Tab 7 - Student Learning Outcome #3. The information requested is the same in Tabs 3, 5 and 7.

Student Learning Outcome (SLO) Statement

SLOs are statements that specify what students will know or be able to do as a result of learning and completing a curriculum. Review how to formulate SLOs in the Institutional Effectiveness manual.

Student Learning Outcome #1

Students will demonstrate an appreciation of artistic endeavors, cultural expressions, ideas and/or institutions through non-empirical, analytic, interpretive studies and critical thinking projects.

Course Title(s)

More than one course can be used to support the stated student learning outcome. Provide the course number and course title for each of the courses referenced.

Course Title

AH 215- American Art History

Number of Students/Number of Faculty

If referencing more than one course, be sure to state combined student counts and numbers of faculty.

Number of students in the fall:

30

Number of students in the spring:

21

Number of students in the summer:

10

Number of faculty teaching this course:

3

Program Goal Linkage

Provide a number (1, 2, or 3) referencing one of the program goals from the Mission and Goals tab (Tab 2).

Program Goal Linkage to SLO #1

2

Academic Strategic Roadmap

Link the narrative from the roadmap to the SLO statement.

Linkage to Academic Affairs Strategic Roadmap:

Strategic Plan Associations:
Alabama State University

Linkage to Institutional Goals

Select an institutional goal from the drop down box that is line with both your goal and the SLO.

Linkage to Institutional Goals

Holistic Student Engagement: To employ a holistic student engagement model of fox ▼

*Measure

ASU requires 2 measures for each SLO for SACSCOC reporting. Measures are the means by which products of student work are evaluated in respect to the program's student outcome(s). Choose the measure type from the drop-down box for each measure.

Measure 1 for SLO #1

Journal/Research Writings ▼

*Details for Measure

Provide a summary of the project, body of work, exam, etc.

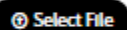
Details for Measure 1 - SLO #1:


Students will write a weekly analysis of a work of art in which they describe the historical, moral and cultural themes influencing the work.

*Attachment

Attach measures for supporting documentation. Please do not attach student grades or any sensitive information.

Attach measure .

 Select File Maximum allowed file size is 1GB.

Reflective_Journal_Rubric.docx (23.58KB) 

*Describe the data collection plan

Enter detailed information on the steps used to ensure proper data collection. Provide activity used, type of data collected, content analysis focus, etc.

Describe the data collection plan.

Instructor will assess the research papers using a rubric.

***Criteria for Success**

Set a realistic criterion. Use historical data, accrediting body standards, and market projections as references for setting criteria, if possible.

Criteria for Success

75% of students will score an 70 or above on the research project

***REPEAT INFORMATION FOR MEASURE #2**

TAB 4- POST ASSESSMENT SLO #1

Use the instructions below to also complete Tab 6 – Post Assessment SLO #2 and Tab 8 – Post Assessment SLO #3. The information requested is the same in Tabs 4, 6 and 8.

*Describe the data collected and data analysis

Provide a brief description on how data was collected and summarize the results from the data. List any interesting trends, comparisons to previous year's data, comparisons to regional/national numbers, statistical factors, or more. As you analyze, seek to find ways to improve by aggregating data for different information.

Describe data collected and data analysis.

Instructor assessed research papers using a rubric. The results were as follows: 78% of students scored a 70 or above.

*Criteria for Success

Indicate whether the criteria were met, exceeded or not met. "Met" will be indicated when results achieved match the criteria for success. "Not Met" will be indicated when results fall below the success criteria. "Exceeded" will be indicated when results are above the success criteria.

Criteria for Success

- Exceeded
- Met
- Not Met

*Action Plan

If criteria for success is not met, provide an action plan. Include all requested supporting information, to include a plan demonstrating how the unit will work collaboratively to improve the program, timelines and persons responsible for completing actions outlined.

Action Plan for Measure #1

If the criteria for success was not met, provide a plan to demonstrate how the unit will work collaboratively to improve the program. Include timelines and persons responsible for completing actions outlined in the plan.

Use of Results

If there is an action plan generated, use this section to indicate improvements that will be made as a result of findings.

Continuous Improvement Plan - Use of Results

Select all improvements that will be implemented to address assessment findings from the lists below. Select all that apply.

Curricular Change/Modification of Instruction

- Curricular change to degree program (added a course or other requirement)
- Changed sequence or courses
- Incorporated evidence-based practice in coursework
- Ensured compliance with national, state, local standards accreditation, certification, testing requirements, etc.

Course Revision

- Revised existing course or courses
- Added or modified assignment
- Modified instruction
- Modified course content
- Changed textbook

Pedagogy

- Revised methodology of delivery course material (i.e. less lecture, more student involvement)
- Integrated technology- implemented technology based teaching to engage students in learning

Assessment Methodology

- Changed assessment tools
- Changed data analysis
- Developed and implemented new assessment method or modified current assessment method
- Developed student data process
- Measured student growth and success

Criteria

- Increased or modified criteria for success (achievement target)

Process Revision

- Changed entrance requirements
- Changed degree plans
- New policy or procedure implemented

Budget

- Requested additional fiscal resources
- Hired new faculty

Development/Training

- Provided faculty (full-time and part-time) with training

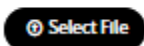
Other

Please specify any other improvement not described above.

Attachment

Attach information relevant to improvements or data analysis and findings. Although responses above may be brief, use the attachment section to attach appendices and other documents that may help paint a clearer picture of the department's assessment experience.

Attachment

 Select File Maximum allowed file size is 1GB.

*REPEAT INFORMATION FOR MEASURE #2